

THE ART AND SCIENCE OF DEFIBRILLATION™

Lifeline **VIEW**

Simply



Effective



defibtech
Life-Saving Technology Within Reach

An AED with a View

Never fear

The Lifeline VIEW® makes it easy for anyone – from first responders to untrained bystanders – to respond confidently and appropriately during an emergency. This revolutionary life-saving device combines a sleek, user-friendly design with military-grade specifications – including the most proven biphasic waveform. It's also the first AED with a full-motion color interactive display that shows step-by-step videos for performing CPR, rescue breathing and external defibrillation.

You can also be confident that the device will be easy to maintain and ready for rescue. The Lifeline VIEW provides clear guidance for using and maintaining the device. Additionally, it has been designed to support upgrades and enhancements.

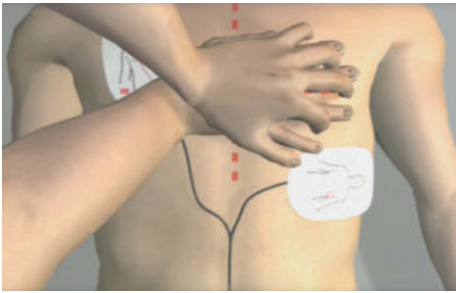


Ready for rescue

When sudden cardiac arrest strikes, your AED needs to be ready – and you need to feel confident that it's ready. The Lifeline VIEW runs extensive self tests daily to ensure that it's working properly and indicates ready status with a bright, easy to see flashing indicator. Most other AEDs only signal when there's a problem leaving users to search for key pieces of information.



The Lifeline VIEW is different. With the touch of a button – and without turning on the device itself – a user can quickly check that the AED is ready for rescue. The device instantly communicates the operational status of the AED, battery, and pads.




A personal coach

Using the Lifeline VIEW is like having a personal coach at your side. It shows you videos on **how** to use the device – from preparing



the patient to opening and connecting the pads, applying the pads to the patient and delivering the shocks. It even walks you through the steps for effective CPR and rescue breathing. And it can show you any of those tasks as many times as you need to perform with absolute confidence.



Easy upkeep

Maintaining an AED has never been easier. The Lifeline VIEW has revolutionized AED



maintenance – providing convenient self-tests and clear video instructions for checking and changing the pads, battery pack and data card.

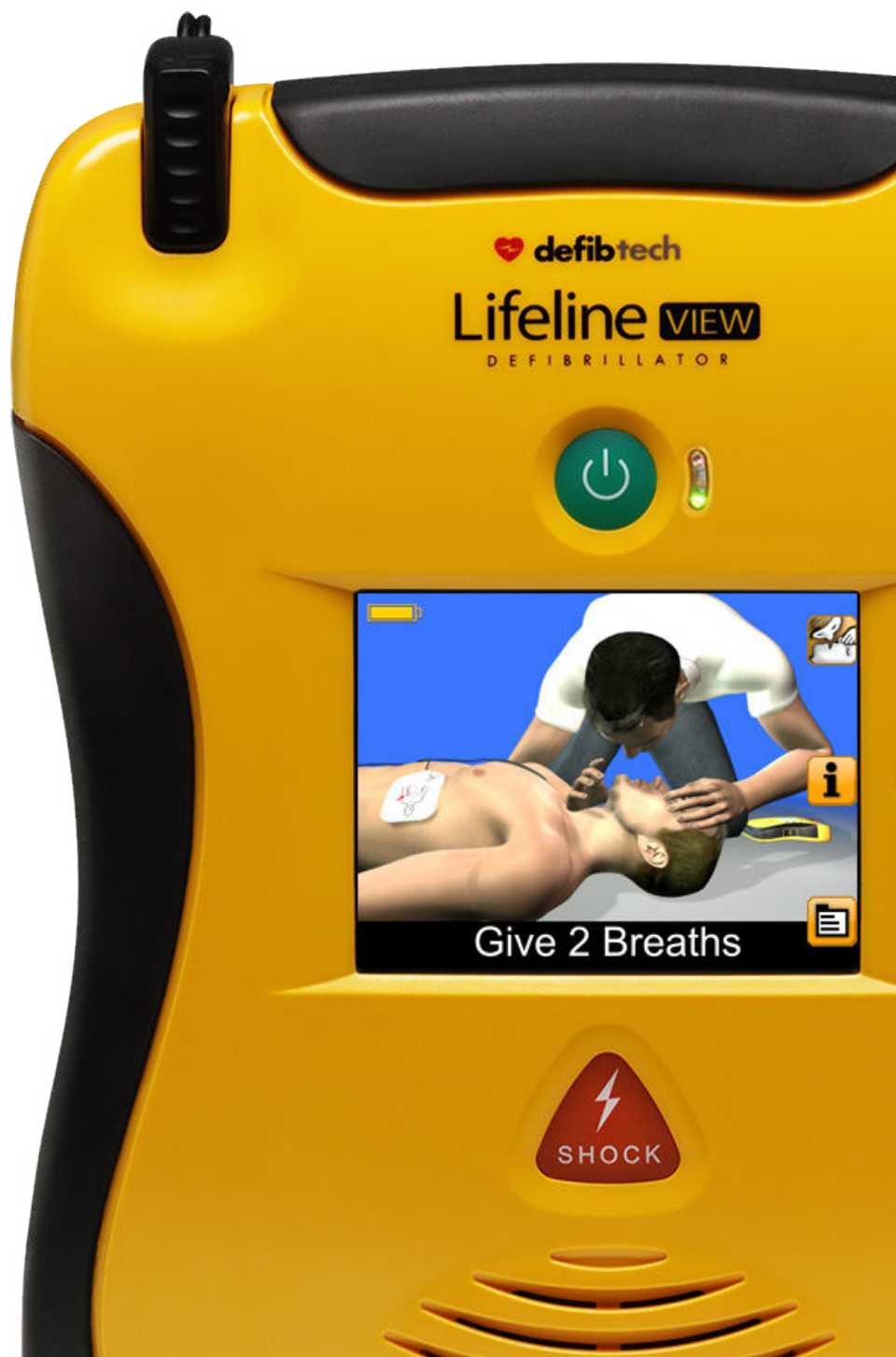
Show and tell

Other AEDs tell you what they're doing. The Lifeline VIEW, with its full-motion color detailed interactive videos also



shows you. It delivers clear text and corresponding videos that reinforce the voice instructions and aid comprehension – especially

in noisy environments where voice prompts alone might be difficult to follow.



Brief Summary of Indications, Contraindications and Other Important Safety Information

When should the Defibtech Automated External Defibrillator (AED) be used - what are its indications?

Lifeline/ReviveR VIEW DDU-2300 and Lifeline/ReviveR ECG DDU-2450 Automated External Defibrillators (AEDs) are indicated for use on victims of sudden cardiac arrest (SCA) who are:

- Unconscious and unresponsive
- Not breathing or not breathing normally

Lifeline/ReviveR VIEW DDU-2300 and Lifeline/ReviveR ECG DDU-2450 AEDs may be used with Defibtech adult defibrillation pads (model number DDP-2001). For patients under 8 years old, or weighing less than 55 lbs (25 kg), use Defibtech child/infant defibrillation pads (model number DDP-2002), if available.

When should the Defibtech AED not be used - what are its contraindications?

Lifeline/ReviveR VIEW DDU-2300 and Lifeline/ReviveR ECG DDU-2450 Automated External Defibrillators (AEDs) should not be used if the victim is responsive or conscious.

What other information is important about using the AED?

Do not delay therapy to determine exact age or weight. If pediatric pads are not available, apply adult pads in the position as shown for a child/infant and use the AED.

What are the potential adverse health effects of using an AED?

The potential adverse effects (e.g., complications) associated with use of an automated external defibrillator include, but are not limited to, the following:

- Failure to identify shockable arrhythmia.
- Failure to deliver a defibrillation shock in the presence of VF or pulseless VT, which may result in death or permanent injury.
- Inappropriate energy, which could cause failed defibrillation or post-shock dysfunction.
- Myocardial damage.
- Fire hazard in the presence of high oxygen concentration or flammable anesthetic agents.
- Incorrectly shocking a pulse sustaining rhythm and inducing VF or cardiac arrest.
- Bystander shock from patient contact during defibrillation shock.
- Interaction with pacemakers.
- Skin burns around the defibrillation pads placement area.
- Allergic dermatitis due to sensitivity to the materials used in the defibrillation pads construction.
- Minor skin rash.

What are some of the relevant warnings related to the AED?

- Hazardous electrical output. This equipment is for use only by qualified personnel.
- Possible fire or explosion. Do not use in the presence of flammable gases or anesthetics. Use care when operating this device close to oxygen sources (such as bag-valve-mask devices or ventilator tubing). Turn off gas source or move source away from patient during defibrillation, if necessary.

- The DDU-2000 Series AED has not been evaluated or approved for use in hazardous locations as defined in the National Electric Code standard. In compliance with IEC classification, the DDU-2000 Series AED is not to be used in the presence of flammable substance/air mixtures.

- Improper maintenance can cause the DDU-2000 Series AED not to function. Maintain the DDU-2000 Series AED only as described in the User Manual and Operating Guide. The AED contains no user-serviceable parts — do not take the unit apart.

- Do not open sealed pads package until pads are to be used. The packaging should be opened only immediately prior to use, otherwise the pads may dry out and become non-functional.

- Do not touch the patient during defibrillation. Defibrillation current can cause operator or bystander injury.

- The defibrillation pads are intended for one-time use only and must be discarded after use. Reuse can lead to potential cross infection, improper performance of the device, inadequate delivery of therapy, and/or injury to the patient or operator.

- CPR during analysis can cause incorrect or delayed diagnosis by the patient analysis system.

- User-initiated and automatic self-tests are designed to assess the DDU-2000 Series AED's readiness for use. However, no degree of testing can assure performance or detect abuse, damage, or a defect that occurred after the most recent test is completed.

- Even if defibrillation occurs, the sudden cardiac arrest event may not result in survival.

What are some of the relevant cautions related to the AED?

- Follow all battery pack labeling instructions. Do not install battery packs after the expiration date.

- Follow all defibrillation pad label instructions. Use defibrillation pads prior to their expiration date.

- Use and store the DDU-2000 Series AED only within the range of environmental conditions specified in the technical specifications.

Caution: Federal (U.S.A) law restricts this device to sale by or on the order of a physician.

Please refer to the Operating Guide provided with your AED for user instructions, complete list of warnings and cautions, operator training requirements, summary of primary clinical studies, technical specifications, and other important information. The Operating Guide, for concise guidance on set-up, use, maintenance and technical specifications, and User Manual, for comprehensive training on set-up, use and maintenance; and source for complete technical specifications, are also available at www.defibtech.com/support.



tech

Defibtech, LLC | 741 Boston Post Road, Guilford, CT 06437 USA
www.defibtech.com | 1-866-DEFIB-4U (1-866-333-4248) or 1-203-453-4507

USA Rx ONLY



MKT-GD107-213-EN
ELECTRONIC DISTRIBUTION